



La Revue du Web

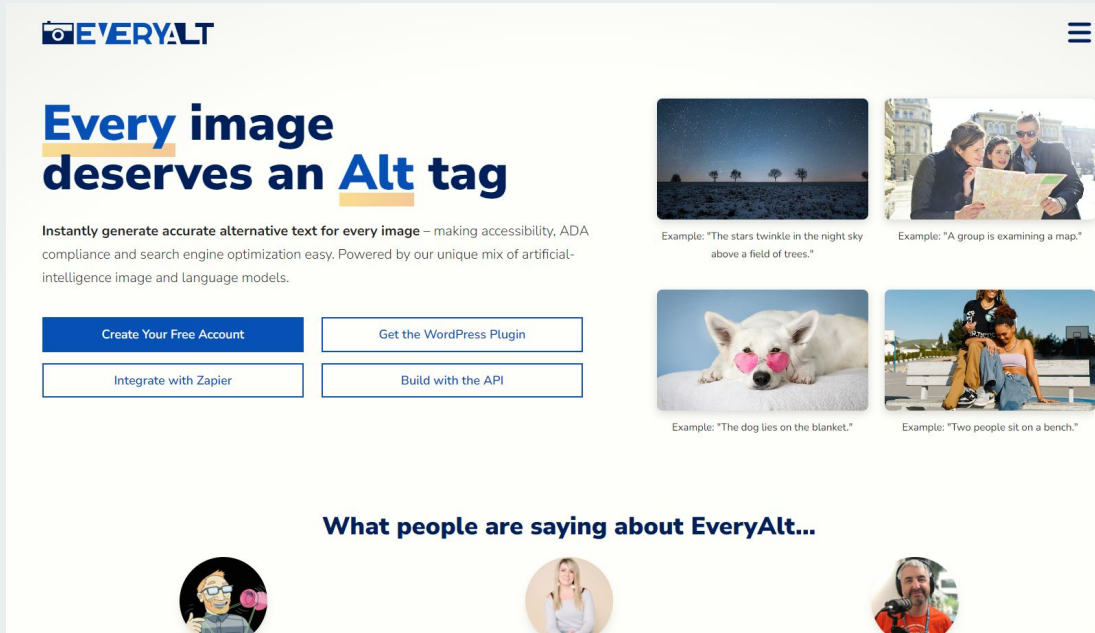
Mai 2023

Everyalt


Everyalt est un service utilisant l'intelligence artificielle pour générer la partie alternative d'une image.

<https://everyalt.com/>

- Anglais
- Espagnol
- Italien
- Allemand
- Norvégien
- Français
- Néerlandais
- Portugais brésilien



The screenshot shows the homepage of EveryAlt. At the top left is the logo "EVERYALT" with a camera icon. The main heading is "Every image deserves an Alt tag" in blue and black text. Below this is a sub-heading: "Instantly generate accurate alternative text for every image – making accessibility, ADA compliance and search engine optimization easy. Powered by our unique mix of artificial-intelligence image and language models." There are four buttons: "Create Your Free Account", "Get the WordPress Plugin", "Integrate with Zapier", and "Build with the API". To the right, there are four image examples with their generated alt text: 1. A night sky with stars and palm trees: "Example: 'The stars twinkle in the night sky above a field of trees.'" 2. A group of people looking at a map: "Example: 'A group is examining a map.'" 3. A white dog wearing pink heart-shaped sunglasses: "Example: 'The dog lies on the blanket.'" 4. Two people sitting on a bench: "Example: 'Two people sit on a bench.'" At the bottom, there is a section titled "What people are saying about EveryAlt..." with three circular profile pictures of users.



Un vacancier à la plage sirote un cocktail de jus de fruits coloré, garni d'une paille à boire dans un verre, en regardant l'océan.

Copy Alt Text

Un plugin WordPress !



Our WordPress Plugin

The EveryAlt WordPress plugin is currently in Beta, which means that we expect to release lots of small updates in response to user feedback in the coming weeks. You'll always find the latest plugin here – but be sure to check back regularly.

[Download the EveryAlt WordPress Plugin \(ZIP file\)](#)

Version 0.0.3 Beta, last updated March 28. See below for installation instructions and changelog. [Open-Source Code on GitHub](#)

–

We're huge WordPress fans, and the EveryAlt WordPress plugin is the crown jewel of our integrations. As you may know, [WordPress powers more than 43 percent of all web sites](#), making it by far the world's most popular content management system.

Un compte gratuit, une clé = 25 crédits gratuits

Settings Bulk Alt Text Generator History

Settings

MY API KEY

eyJ0eXAiOiJKV1QiLCJhbGciOiJIUzUxMiJ9.eyJpYXQiOiJlE2ODE5MDk4NjE5IiwiaWF0IjoiYXQyOTYxMjYyX2kjoyNDV9.DLBHyvqoPuDSR8CgJh9TvkWx8hwCeujihuv

[Save Key](#) [Get a Free API Key](#)

In order to use EveryAlt, you need an API key. When you create your free EveryAlt account, you'll receive a key that includes free image credits to get you started.

Language

EveryAlt can create alternative text in many languages. Choose your preferred language for alternative text below.

SELECT A LANGUAGE

French

Basic Authentication

EveryAlt needs to be able to access your images via the public internet. If your site is protected by basic authentication, enter the username and password below. This is common for staging and development sites.

USERNAME

HTTP Basic Auth Username

PASSWORD

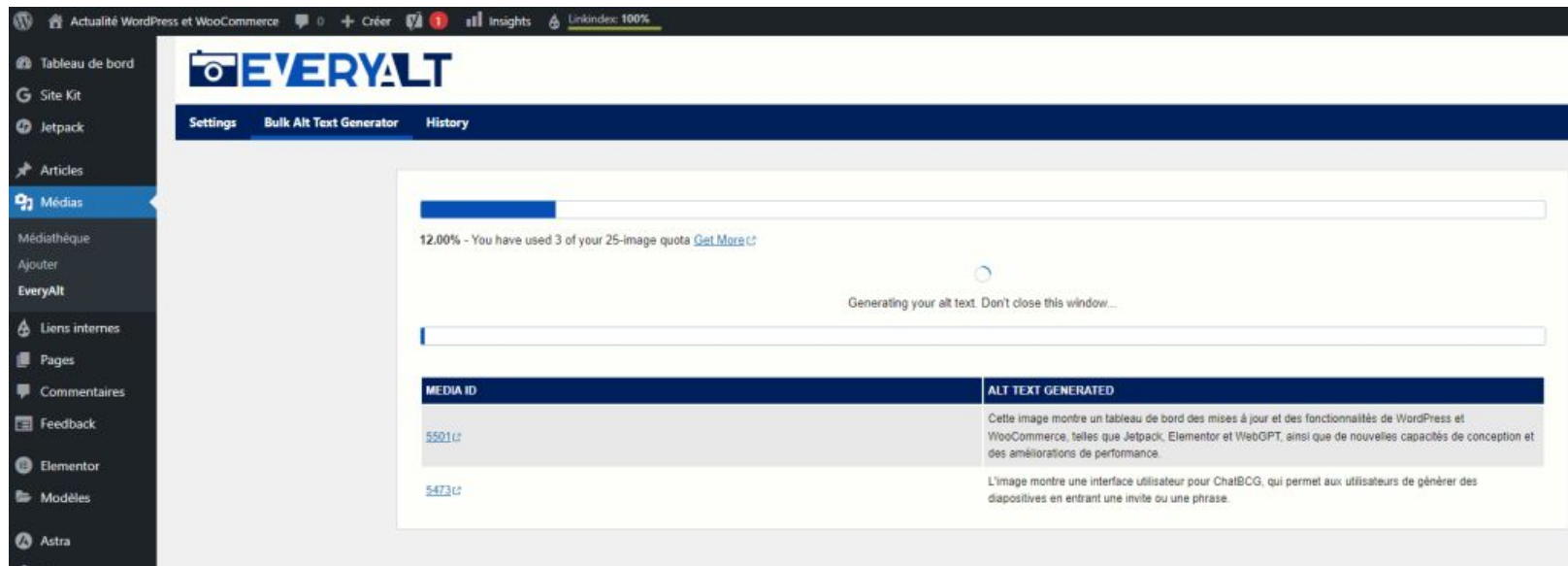
HTTP Basic Auth Password

[Save Credentials](#)

Automatically Add Alt Text to New Images?

EveryAlt will automatically create alt text for every image you upload to your WordPress site. You can always manually change the alt text later.

Un compte gratuit, une clé = 25 crédits gratuits



The screenshot displays the WordPress dashboard with the EveryAlt plugin interface. The top navigation bar includes 'Settings', 'Bulk Alt Text Generator', and 'History'. The main content area shows a progress indicator at 12.00% and a message: '12.00% - You have used 3 of your 25-image quota [Get More](#)'. Below this is a loading spinner and the text 'Generating your alt text. Don't close this window...'. At the bottom, a table lists generated alt text for two media items.

MEDIA ID	ALT TEXT GENERATED
5501	Cette image montre un tableau de bord des mises à jour et des fonctionnalités de WordPress et WooCommerce, telles que Jetpack, Elementor et WebGPT, ainsi que de nouvelles capacités de conception et des améliorations de performance.
5473	L'image montre une interface utilisateur pour ChatBCG, qui permet aux utilisateurs de générer des diapositives en entrant une invite ou une phrase.

Nettoyer le tableau de bord admin

Actualité WordPress et WooCommerce 0 Créer Insights Linkindex: 100%

Tableau de bord

Accueil
Mises à jour
Search Meter
Insights

Site Kit
Jetpack
Articles
Médias
Liens internes
Pages
Commentaires
Feedback
Elementor
Modèles
Astra
Apparence
Extensions
Comptes
GPI Times

Vous avez beaucoup de sites à gérer !
Saviez-vous qu'avec le programme Jetpack de partenariat avec les agences et les professionnels, vous pouvez surveiller l'activité de votre site et de vos produits, gérer vos licences et réaliser jusqu'à 60 % d'écono

Tableau de bord

Jetpack Stats

Date	Statut
Apr 14	Statut élevé
Apr 15	Statut bas
Apr 16	Statut bas
Apr 17	Statut élevé
Apr 18	Statut moyen

Points forts

Articles Phares

- 7 Effets sympas de survol d'un bouton en SVG et CSS
3 vues
- Comment afficher les images .webP dans Windows
2 vues
- Comment voir quels sont les fichiers dans le fichier .wpres de A
2 vues
- Comment retirer le mot « catégorie », « auteur », « tag » dans le
1 vue
- Comment rajouter des champs personnalisés à vos produits Wo

Vue d'ensemble Elementor

Elementor v3.12.1
Elementor Pro v3.12.2

+ Créer une nouvelle page

Modifié récemment

- Page d'accueil 2022 Nov 9th, 1:43
- Home Mai 7th, 8:53

Nouveautés & mises à jour

NEW Introducing New Nested Elements - the Future of Design with Elementor widgets

Elementor and Elementor Pro 3.10 include new design capabilities that will unlock a whole new world of creativity when it comes to designing your websites with Nested Elements, and introduces a new custom unit in sizing controls that will enable you to reach a higher level of accuracy when it comes to designing your websites. These versions also include a new container-based library, and performance improvements.

Introducing Elementor 3.9: New Save as Default Option for Elements To Enhance Your Design Workflow

Elementor 3.9 includes the new Save as a Default option, broadens the capabilities of the Loop Builder to support

Activité

Bientôt publié

- 20 Oct 2017, 8:20 Flow.ai : créer des chatbots par drag and drop

Publié récemment

- 5 Jan, 2:45 ChatBCG : générez par IA rapidement et facilement des slides professionnels
- 5 Jan, 1:57 Découvrez les prompts les plus créatifs pour ChatGPT
- 5 Jan, 1:43 Améliorez les réponses de chatGPT avec WebGPT, l'extension Chrome qui utilise aussi les résultats de recherche pertinents !
- 5 Jan, 12:05 Comment supprimer les balises p rajoutées par Contact Form 7
- 15 Déc 2022, 3:43 WordPress Playground : découvrez un WordPress qui s'exécute entièrement dans votre navigateur.

Commentaires récents

- Par mike, sur Comment rajouter des champs personnalisés à vos produits WooCommerce
Bonjour Philippe ! Tu peux faire ça sans même passer



Un peu de code php

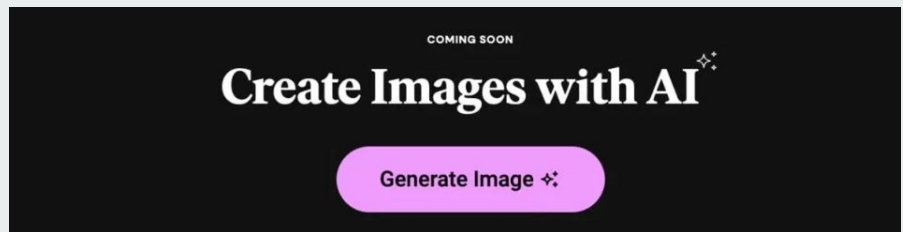
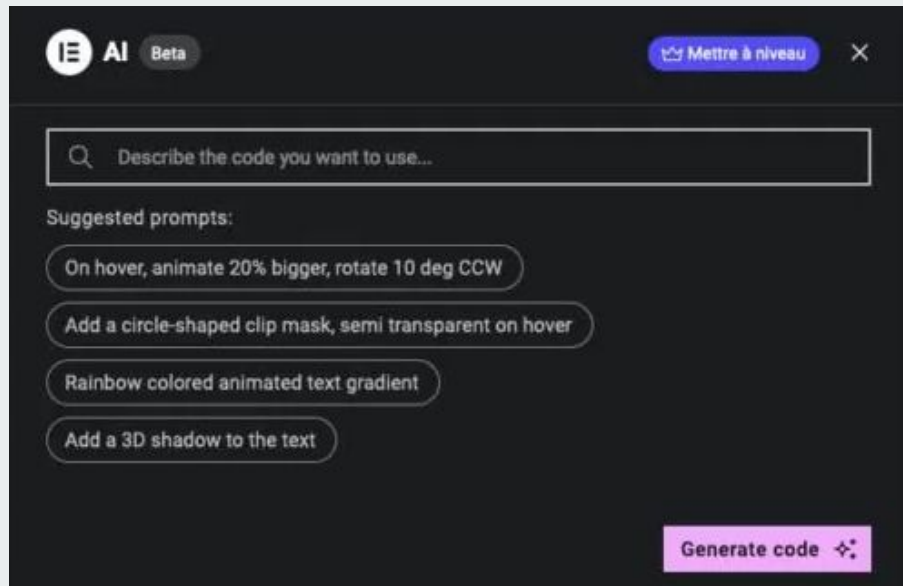
```
1  function remove_dashboard_widgets() {
2      remove_action( 'welcome_panel', 'wp_welcome_panel' );
3      remove_meta_box( 'dashboard_right_now', 'dashboard', 'normal' );
4      remove_meta_box( 'dashboard_activity', 'dashboard', 'normal' );
5      remove_meta_box( 'dashboard_quick_press', 'dashboard', 'side' );
6      remove_meta_box( 'dashboard_primary', 'dashboard', 'side' );
7      remove_meta_box( 'dashboard_site_health', 'dashboard', 'normal' );
8      remove_meta_box( 'e-dashboard-overview', 'dashboard', 'normal' );
9  }
10 add_action( 'wp_dashboard_setup', 'remove_dashboard_widgets' );
```




AI dans Elementor

Elementor permet d'utiliser directement dans Elementor de l'IA pour générer textes, codes et images (bientôt)

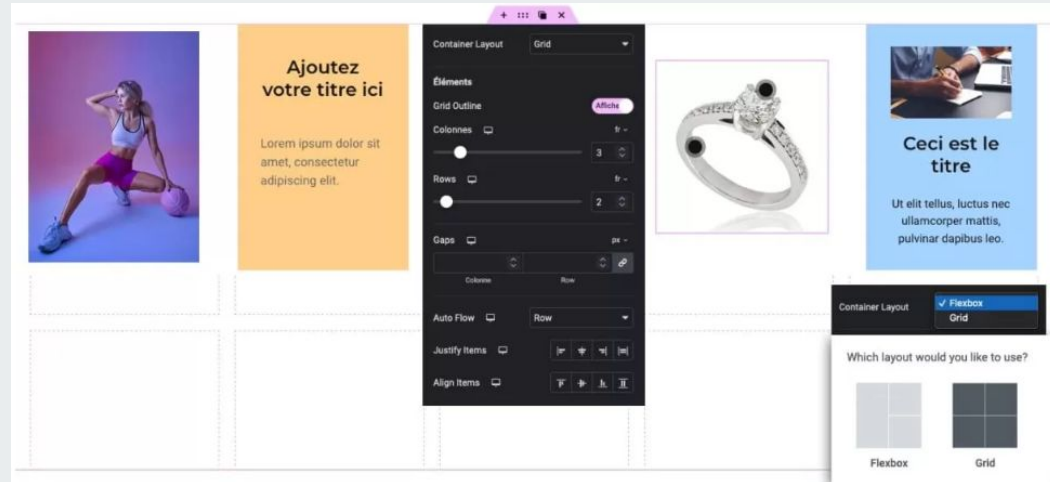
source : <https://www.momofr.net/elementor-v313-quoi-de-neuf/>



Après Flexbox, la Grid css

Elementor a entendu la demande de Mathias lors du Meetup et permet maintenant d'utiliser les grids css dans vos layouts

source : <https://www.momofr.net/elementor-v313-quoi-de-neuf/>



Bientôt dans WP

Nouvelle fonctionnalité :
Créer une sauvegarde temporaire avant de
lancer la mise à jour plugin ou thème

<https://core.trac.wordpress.org/changeset/55720>

Make WordPress Core

Blog Handbook Tickets Components Login Notifications

Changeset 55720

Timestamp: 05/04/2023 02:34:58 AM (6 days ago)
Author: SergeyBiryukov

Message: Upgrade/Install: Create a temporary backup of plugins and themes before updating.

This aims to make the update process more reliable and ensures that if a plugin or theme update fails, the previous version can be safely restored.

- When updating a plugin or theme, the old version is moved to a temporary backup directory:
 - `wp-content/upgrade-temp-backup/plugins/[plugin-slug]` for plugins
 - `wp-content/upgrade-temp-backup/themes/[theme-slug]` for themes.
- If the update fails, then the backup kept in the temporary backup directory is restored to its original location.
- If the update succeeds, the temporary backup is deleted.

To further help troubleshoot plugin and theme updates, two new checks were added to the Site Health screen:

- A check to make sure that the `upgrade-temp-backup` directory is writable.
- A check that there is enough disk space available to safely perform updates.

To avoid confusion: The temporary backup directory will NOT be used to “roll back” a plugin to a previous version after a completed update. This directory will simply contain a transient backup of the previous version of a plugin or theme being updated, and as soon as the update process finishes, the directory will be empty.

Follow-up to [\[55204\]](#), [\[55220\]](#).

Props [afragen](#), [costdev](#), [pbiron](#), [azaazz](#), [hellofromTonya](#), [aristath](#), [peterwilsoncc](#), [TJNowell](#), [bronsonquick](#), [Clorith](#), [dd32](#), [poena](#), [TimothyBlynJacobs](#), [audrasjb](#), [mikeschroder](#), [a2hosting](#), [KZeni](#), [galbaras](#), [richards1052](#), [Boniu91](#), [mai21](#), [francina](#), [TobiasBg](#), [desrosj](#), [noisysocks](#), [johnbillion](#), [dlh](#), [chaion07](#), [davidbaumwald](#), [jrf](#), [thisisyeasin](#), [ignatggeorgiev](#), [SergeyBiryukov](#).
Fixes [#51857](#).

Search

← Previous Changeset | Next Changeset →

View differences

Show 2 lines around each change
 Show the changes in full context

Ignore:

- Blank lines
 Case changes
 White space changes

Update

Pour conclure en beauté, une blague de qualitatay :



Discussion



legrugru
@legrugru



QUEL EST LE MEILLEUR AMI DE WORDPRESS ?

ZAJOUR

3:34 PM · 9 mai 2023 · **9 314** vues


Pour ne rien rater :



Twitter : @soon716



site : www.soon7.net

